

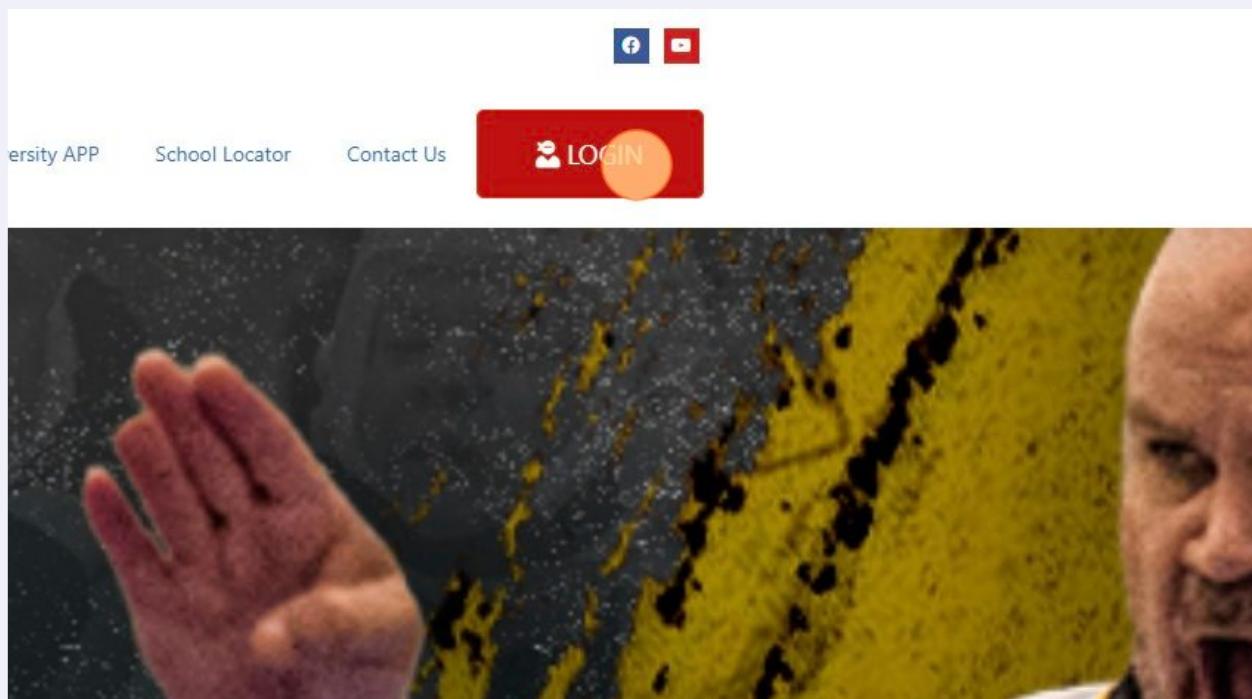
ChungDo Hub - How to download files



Introduction

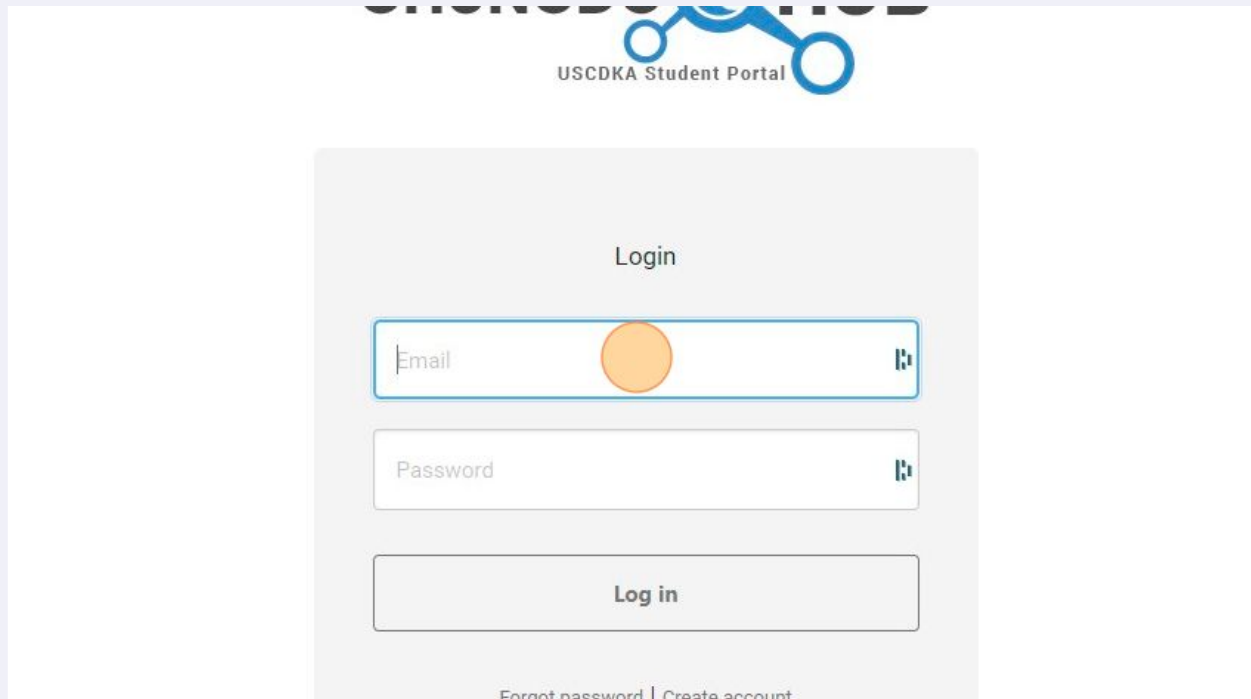
- 1 Navigate to <https://uscdka.com/>

- 2 Click "LOGIN"



Logging into Chung Do Hub

- 3 Click the "Email" field.

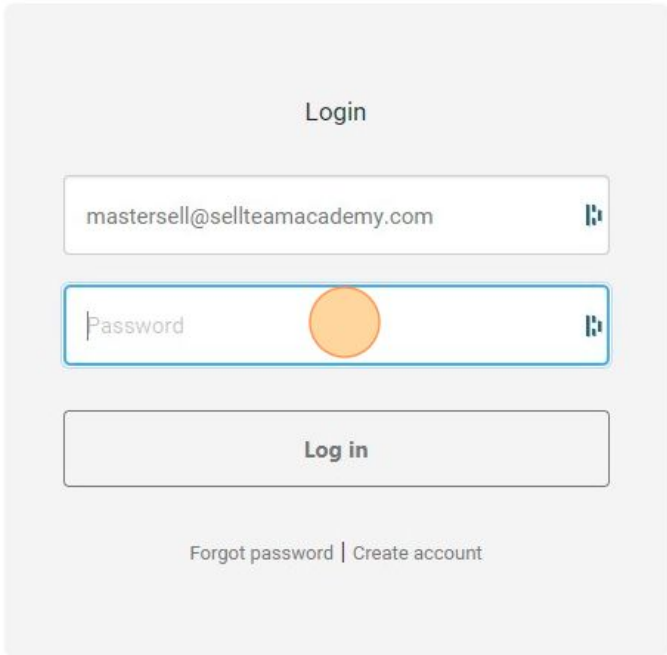


The image shows a screenshot of the USCDKA Student Portal login page. At the top, the text "USCDKA Student Portal" is displayed next to a blue logo consisting of three interconnected circles. Below this, the word "Login" is centered. There are two input fields: the first is labeled "Email" and has a blue border with a blue cursor; the second is labeled "Password" and has a blue border. Below the password field is a "Log in" button. At the bottom, there is a link that says "Forgot password | Create account".

- 4 Enter your email

5

Click the "Password" field.



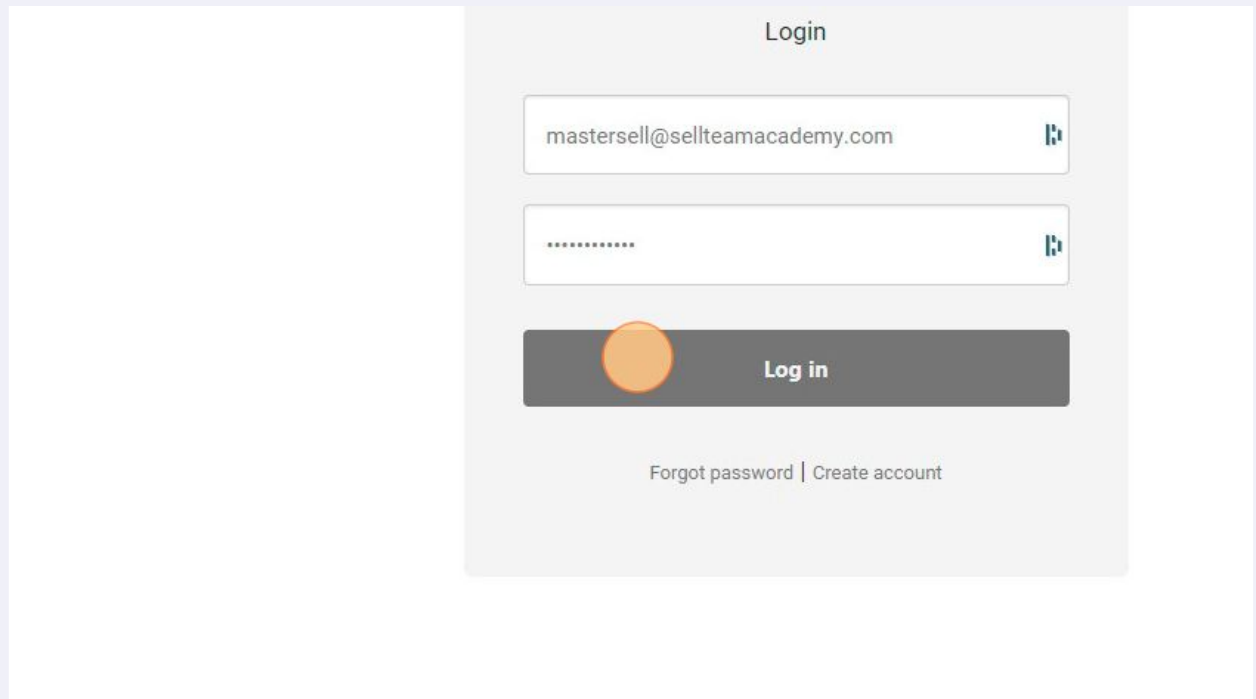
The image shows a login form titled "Login" centered on a light gray background. Below the title are two input fields. The first field contains the email address "mastersell@sellteamacademy.com" and has a small blue icon on the right. The second field is labeled "Password" and has a blue border, an orange circle in the center, and a small blue icon on the right. Below these fields is a gray button labeled "Log in". At the bottom of the form, there are two links: "Forgot password" and "Create account", separated by a vertical bar.

6

Enter Your Password

7

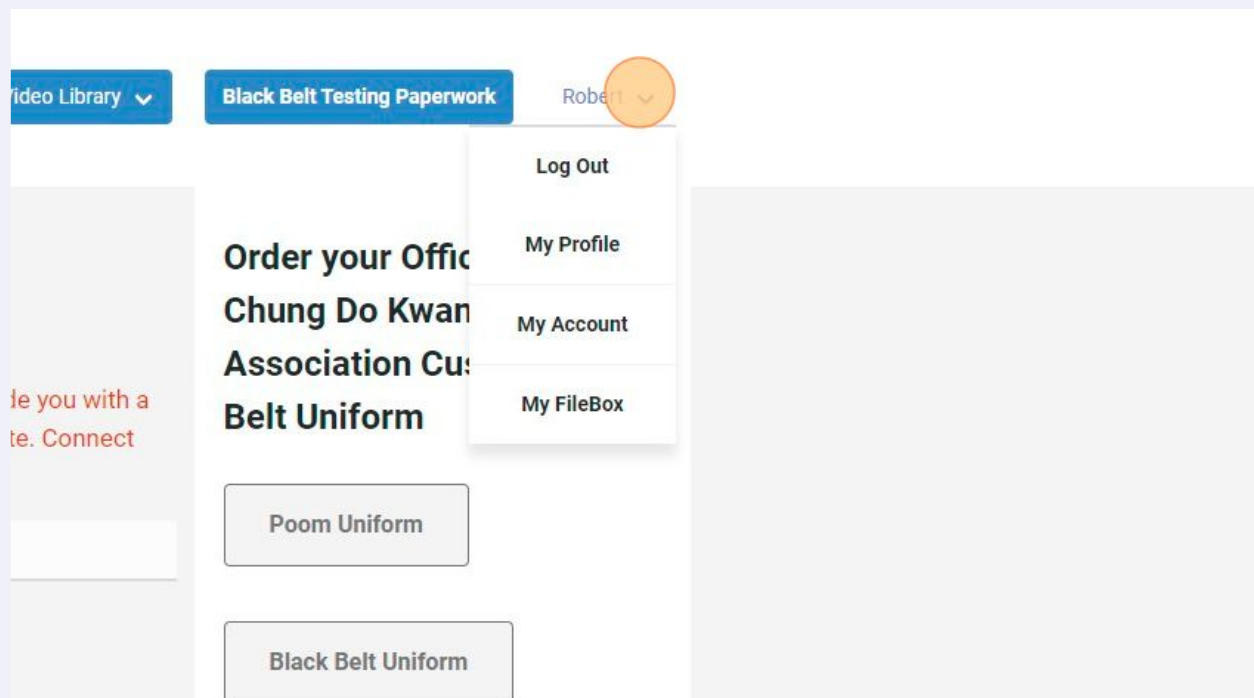
Click "LOG IN"

A screenshot of a login form titled "Login" centered on a light gray background. The form contains two input fields: the first for an email address, which contains "mastersell@sellteamacademy.com", and the second for a password, which is masked with eight dots. Both input fields have a small blue icon on the right side. Below the input fields is a dark gray button with the text "Log in" in white. To the left of the "Log in" text on the button is an orange circle. Below the button, the text "Forgot password | Create account" is displayed in a smaller font.

Finding your files

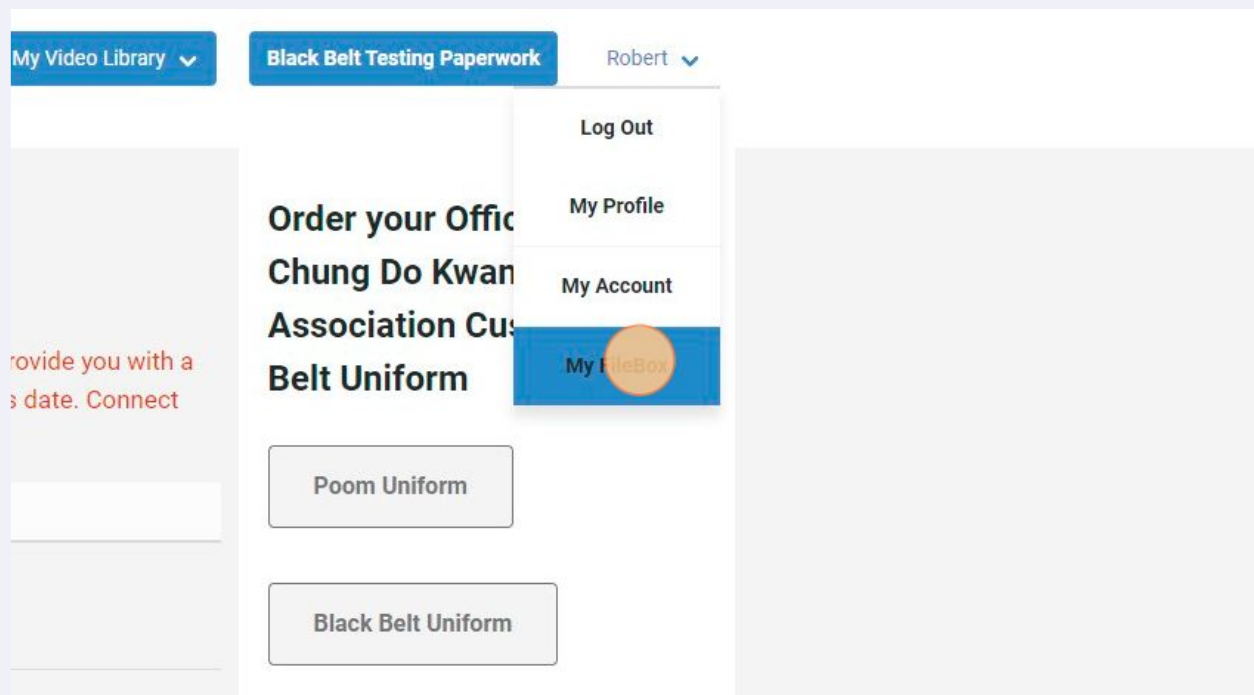
8

Hover over "Your Name"



9

Click "My FileBox"



Saving your files

10 Click "download file" on the file you wish to download

47 MB	05/16/2017	download file
315 MB	05/07/2017	download file
45.2 MB	05/07/2017	download file
52.6 MB	05/07/2017	download file
43.6 MB	05/07/2017	download file
75.7 MB	05/07/2017	download file
116 MB	05/07/2017	download file

11 Save to "folder" you wish to save to.

